





# Project Tracker

Percent Over/Under to Flag:

Project	Category	Assigned To	Estimated Start	Estimated Finish	Estimated Work (in hours)	Estimated Duration (in days)	Actual Start	Actual Finish	Actual Work (in hours)	Actual Duration (in days)	Notes
Project 1	Category 1	Employee 1	01/18/2020	03/18/2020	210	60	01/18/2020	03/23/2020	 300	65	
Project 2	Category 2	Employee 4	02/11/2020	03/13/2020	400	32	02/11/2020	03/16/2020	390	35	
Project 3	Category 1	Employee 2	12/14/2019	02/12/2020	500	58	12/14/2019	02/25/2020	500	71	
Project 4	Category 2	Employee 3	12/24/2019	01/03/2020	250	9	12/24/2019	01/12/2020	276	 18	
Project 5	Category 3	Employee 2	12/24/2019	02/02/2020	300	38	12/24/2019	02/08/2020	310	44	
Project 6	Category 4	Employee 4	01/23/2020	02/02/2020	500	9	01/23/2020	02/07/2020	510	 14	
Project 7	Category 5	Employee 1	02/08/2020	03/03/2020	750	25	02/08/2020	03/08/2020	790	30	
Project 8	Category 2	Employee 1	02/13/2020	03/23/2020	450	40	02/07/2020	03/18/2020	430	41	
project 9	Category 4	Employee 1	02/05/2016	06/09/2016	250	124	03/05/2016	05/05/2016	200	 60	